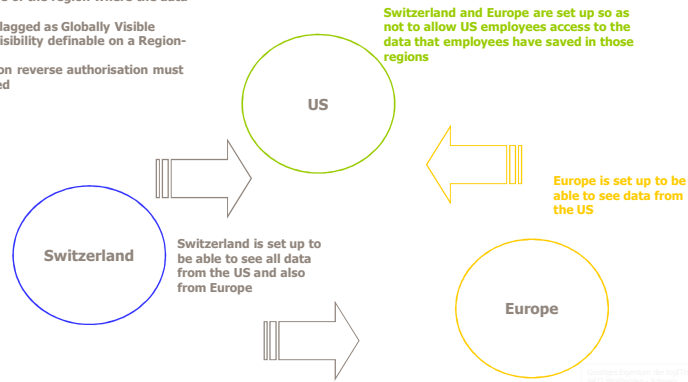


ICAM: Internal Controls and Audit Management System

Data Visibility

- Regional Visibility – access to the results of execution tasks is strictly based on a need-to-know principle since result can contain information that should not be visible to everyone in the enterprise or be shown to employees outside of the region where the data is stored.
- Control can be flagged as Globally Visible
- Inter-regional visibility definable on a Region-by-Region basis.
- Region-by-Region reverse authorisation must be explicitly stated
- Assignees of Signoff tasks will be restricted based on the data visibility rules set up
- Execution task completion status and time of completion are always visible

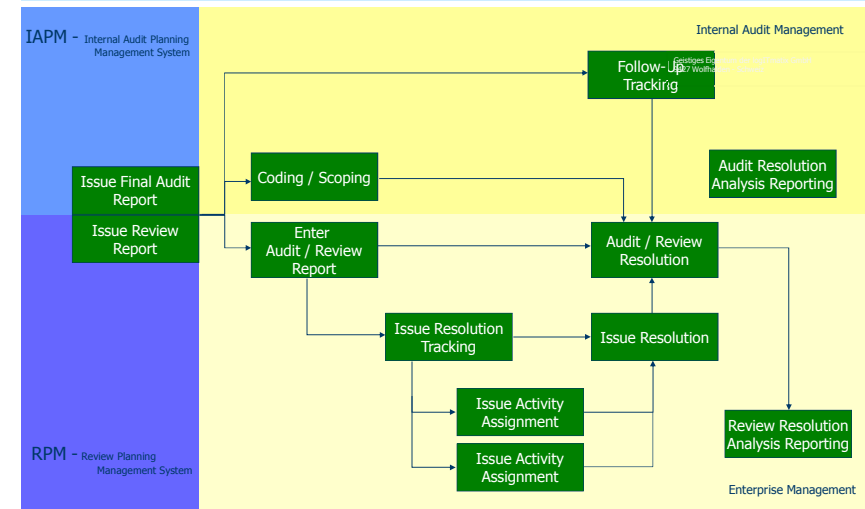


Copyright © 2008 logITmatix GmbH
1000 Wolluhofen - Schweiz

logITmatix

Internal Controls and Audit Management System
Legal & Compliance Portal

An effective, efficient, and systematic approach to Audit Management



Issue Resolution Planning

- Flexible Implementation
- Alert Mechanism
- Email Notification
- Alert Mechanism
- Progress reports
- Alert Mechanism

- Create plan for audit issue resolution
- Flexibility to organise the implementation based on organisational structure, employees and external dependencies

- Alert and escalation mechanism ensures timely resolution of issues, thereby reducing the risk of missing audit deadlines
- Fully controlled resolution activities from the issue owners perspective
- Email Notifications based on pre-defined templates and escalation path

Issue status monthly summary report 30.09.2009 to 30.09.2009 (Global)

	Closed	% Closed	Open	% Open	Not Yet Due	Previous Month Overdue	New This Month Overdue	Overdue Closed This Month	Overdue	High Risk	% High Risk
CP - Retail Sales	2	0.82%	11	2.92%	0	0	1	3	0	0	0.00%
CC - Logistics & Warehousing	2	0.82%	0	0.00%	0	0	0	3	2	1	0.43%
EE - Switzerland	13	5.73%	60	17.69%	3	2	1	4	0	0	0.00%
EB - Europe	18	7.76%	58	16.14%	3	0	2	2	0	0	0.00%
EE - USA	0	0.00%	27	7.46%	2	0	0	0	0	0	0.00%
IT - Information Technology	0	0.00%	41	11.72%	0	2	0	0	2	1	0.43%
Total	37		189		6		6				

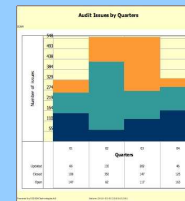
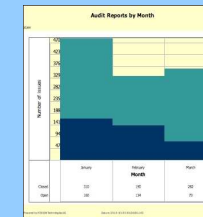
- Generation of Audit report progress
- Generation of Issue
- Audit Committee reports

Division	Open at 30.06.2009	New Issues	Closed Issues	Open at 30.09.2009	% of Total	Open at 30.06.2009	New	Closed	Open at 30.09.2009	% of Total
CP - Retail Sales	89	37	42	64	15.2%	12	3	4	11	14.6%
CC - Logistics & Warehousing	0	0	0	3	0.7%	1	0	1	0	0.0%
EE - Switzerland	277	116	176	198	37.4%	23	4	12	15	19.7%
EB - Europe	321	37	33	96	22.7%	13	5	3	19	19.7%
EE - USA	107	81	142	56	13.7%	12	4	3	16	16.6%
IT - Information Technology	52	22	31	43	10.2%	28	5	7	21	27.6%
Total (no duplicate)	543	306	426	422		84	21	29	79	

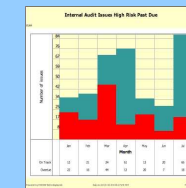
Reporting Analytics

- Audit / Review Report
- Statistical Reports
- Adhoc / Custom Report
- Background Generation
- Email Notification
- Report Access Authentication

- Generates standard or customized auditing task reports
- Archives all reports generated
- All reports are generated within the system and comply to the Visibility Rights as defined for the enterprise
- Access control is applied prior to retrieving reports.



- Track real time progress using integrated dashboard and reporting capabilities
- Generate output in Microsoft excel and pdf formats
- Generate output in users language.



- Email notifications can be immediate or batched
- Email contains embedded link direct to the generated report
- Only authorized user has access to report thereby email forwarding of notifications will not allow access